

Resilient communities through participation

MitBestimmt Klimafit – A guide to involving citizens in municipal climate adaptation projects

Climate-resilient public spaces improve the quality of life

As green oases, climate-resilient public spaces improve the quality of life by providing cooling shade, places to relax, and a better urban climate for everyone.

Citizen participation brings acceptance, social cohesion, and new ideas


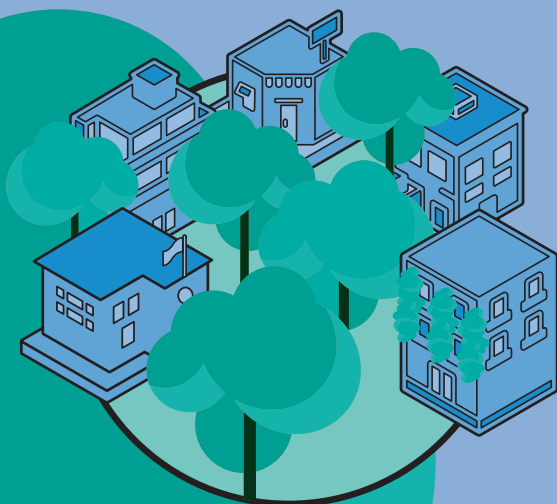
Citizen participation provides valuable ideas, strengthens trust in local governments, promotes social cohesion, and increases the quality and acceptance of municipal projects.

Involve the public in your climate adaptation projects with the help of the MitBestimmt online guide!

In ten steps, the online guide accompanies you through the process of involving citizens in the development and implementation of climate-resilience measures. You will find instructions, suggestions, and tips on how citizen participation can be successful in your municipality.

Link to the online guide:

kea.gv.at/mitbestimmt-klimafit



Four phases and ten steps to success!

On the next page, you will get an overview of the ten steps of the guide. Here, the ten steps are divided into four phases:

Preparation phase

1. Defining the starting point
2. Assessing the situation and analysing interests
3. Deriving options for action and securing financing
4. Assessing the opportunities and risks of participation

Planning phase

5. Preparing the participation process
6. Selecting suitable methods

Implementation phase

7. Negotiating and making decisions
8. Implementing the results

Reflection phase

9. Monitoring the implementation
10. Reflecting on the process

1.

Define the background to the climate adaptation project by thinking about its content-related, temporal and spatial dimensions and objectives. Also consider how participation can help to realise the project.

2.

Clarify the various interests of the relevant stakeholders and the relationship between them to get a clear picture of the project's initial situation.

3.

Think about possible courses of action for implementing the project. Discuss these as well as the financing options with the political decision-makers. Also clarify the necessary steps for monitoring the process.

4.

Weigh up the opportunities and risks of involving citizens in the project. Participation can only be successful if the framework conditions allow for it.

9.

When the implementation is completed, check whether and to what extent the implementation matches the initially agreed objectives and whether the desired results have been achieved. The monitoring indicators should already have been defined in the planning phase.

10.

At the end of the participation process, it is helpful if all participants reflect on the process for themselves. You should also initiate a joint reflection among all stakeholders to gain important insights for future participatory processes.

START

1.

Defining the starting point

2.

Assessing the situation and analysing interests

3.

Deriving options for action and securing financing

4.

Assessing the opportunities and risks of participation

5.

Preparing the participation process

6.

Selecting suitable methods

7.

Negotiating and making decisions

8.

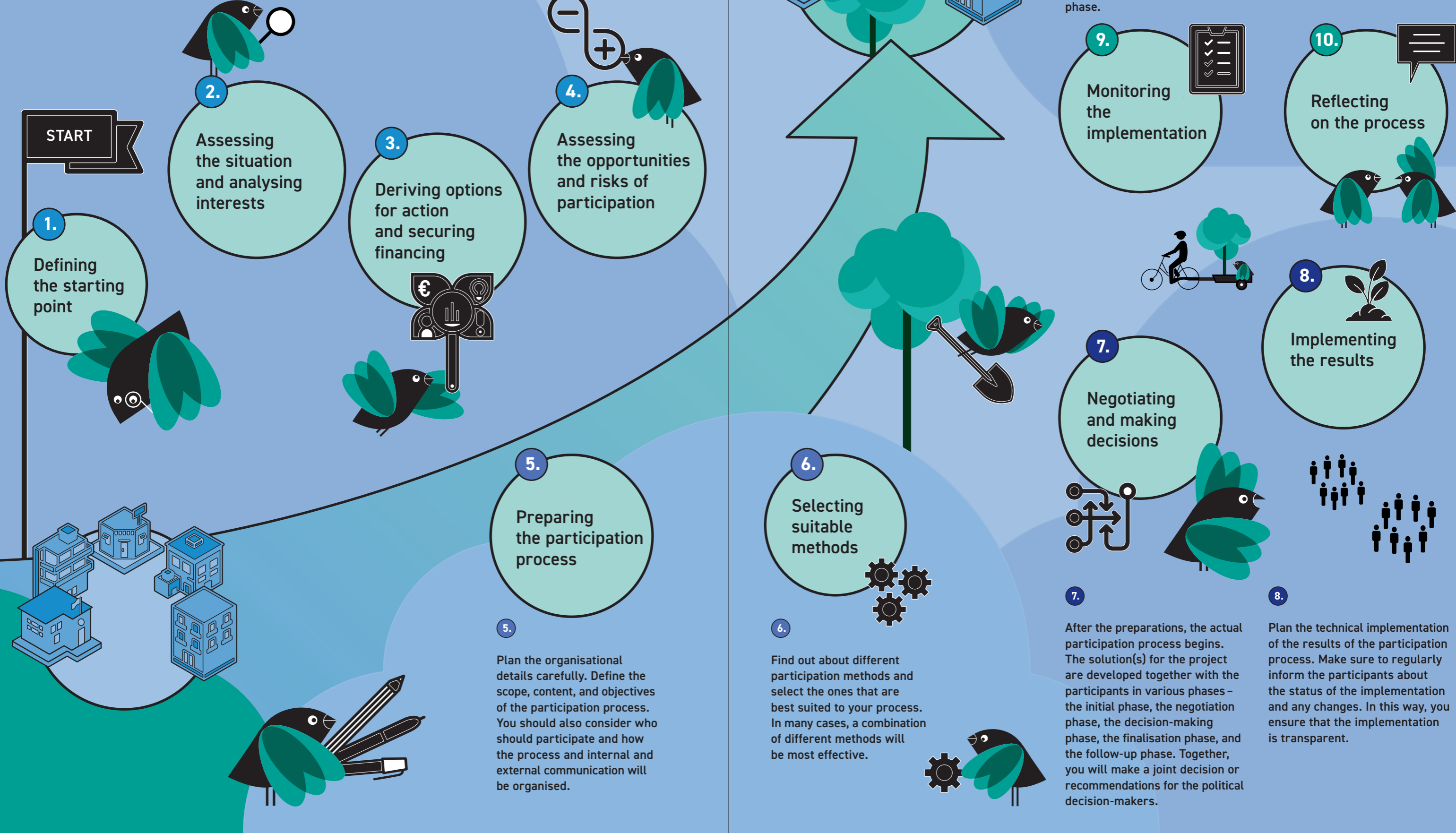
Implementing the results

7.

After the preparations, the actual participation process begins. The solution(s) for the project are developed together with the participants in various phases – the initial phase, the negotiation phase, the decision-making phase, the finalisation phase, and the follow-up phase. Together, you will make a joint decision or recommendations for the political decision-makers.

8.

Plan the technical implementation of the results of the participation process. Make sure to regularly inform the participants about the status of the implementation and any changes. In this way, you ensure that the implementation is transparent.



Why citizen participation makes sense

- It promotes the **transparency, quality, and sustainability** of municipal projects by incorporating different perspectives and solutions.
- It strengthens **trust** in local governments and **social cohesion** within the community.
- It enables a **smoother project implementation**, as people are more likely to support projects that they are involved in.



Important aspects of a successful participation process

- **Clear objectives and transparent procedures** promote the trust of those involved and increase the acceptance of the implemented results.
- **Continuous and target group orientated communication** with those involved throughout the entire process is essential for transparency and accountability.
- The **various interests** of those affected should be analysed at an early stage. During the process, the focus is on negotiating these interests.
- The planning of the process and the choice of methods should allow for **flexibility and adaptation** to unexpected changes and specific needs.
- A realistic assessment of the **time and financial outlay** is of great importance. The largest part of the effort lies in the preparation and planning of the participatory process.

Find the online guide here:

kea.gv.at/mitbestimmt-klimafit

Find additional materials and useful information on the topics of participatory processes and climate change adaptation at:

partizipation.at
klimawandelanpassung.at
expertinnenpool.at

This project was funded by the Climate and Energy Fund (Klima- und Energiefond) and implemented by the Austrian Energy Agency and Rosinak und Partner.

The following municipalities and regions were involved in the project:
Baden, Feldkirch, Gmunden, Hohenems, Innsbruck, Klagenfurt, Ried im Innkreis, Tulln, Weiz, Wolkersdorf, KLAR Ennstal, KLAR Stiefingtal, KLAR Südkärnten, KLAR Im Walgau.

